


Caryll Designs

Knits, Yarns, & Fibers



Caryll A. McConnell
301 Sandy Creek Road
Tendoy, ID 83468-0030
Phone: (208) 756-4702
Fax: (208) 756- 4732
Email: caryll@carylldesigns.com
www.carylldesigns.com

Off-Set Diamonds Scarf

By
Caryll McConnell

This Lace Panel pattern from Barbara Walker's Treasury makes a beautiful scarf with just 30 stitches in worsted weight yarn. I've charted the pattern so it's easier to knit along without reading. The yarn I used is hand-dyed, hand-blended, hand-spun superwash merino with a sprinkling of glitz expertly crafted by James Trippe of Oldfield Creek Sock and Yarn, an eBay store. Surely you have a special worsted weight yarn in your stash that will work perfectly!



Yarn: Approximately 4oz worsted weight yarn

Needles: US 8 (5mm)






Extras: 2 stitch markers and a darning needle

Gauge: isn't important, adjust as desired for your yarn.

Blocked Measurements: approximately 7 inches wide and 60 inches long

Pattern Repeats: charted pattern is 22 stitches and 20 rows

Pattern Symbols:

-  yarn over needle
-  knit 2 together
-  slip, slip, knit 2 slipped stitches together
-  slip 1, knit 2 together, pass slipped stitch over
-  knit 3 together

Using a Long Tail or German Cast On 30 stitches and knit 5 rows Garter Stitch, knitting every row.

Begin knitting from chart Row 1 on Wrong Side: knit 4, place marker, purl 22 from chart, place marker, knit 4. The 4 border stitches on both edges are not in the chart.

Maintain 4 knit Garter Stitch edge stitches throughout with markers separating the edges. There are 22 charted pattern stitches between markers and all odd rows are purled between markers.

Work pattern until you have about 4 yards of yarn remaining or to desired length. Work 5 rows Garter Stitch knitting every row. Bind off.

Hand wash in warm water with mild soap or shampoo. Rinse, squeeze out excess water, lay flat and block to desired size, air dry. Enjoy!

